

July 16, 2023

GLOBAL MARKETS

Indices	Closing Level	Change		Performance	
		Value	(%)	MTD (%)	YTD (%)
Global					
S&P 500	4,505.4	(4.6)	(0.1)	1.2	17.3
Dow Jones Ind. Average	34,509.0	113.9	0.3	0.3	4.1
Nasdaq 100	15,565.6	(6.4)	(0.0)	2.5	42.3
FTSE 100	7,434.6	(5.6)	(0.1)	(1.3)	(0.2)
DAX 30	16,105.1	(36.0)	(0.2)	(0.3)	15.7
CAC 40	7,374.5	4.7	0.1	(0.3)	13.9
BIST 100	6,437.7	69.4	1.1	11.8	16.9
Nikkei	32,391.3	(28.1)	(0.1)	(2.4)	24.1
Hang Seng	19,413.8	63.2	0.3	2.6	(1.9)
Shanghai Composite	3,237.7	1.2	0.0	1.1	4.8
BSE Sensex	66,060.9	502.0	0.8	2.1	8.6
GCC					
QE Index	10,217.3	94.5	0.9	1.4	(4.3)
Saudi Arabia (TASI)	11,707.9	(19.3)	(0.2)	2.2	11.0
UAE (ADX)	9,671.9	44.9	0.5	1.3	(5.3)
UAE (DFM)	4,009.8	5.1	0.1	5.7	20.2
Kuwait (KSE)	7,313.7	24.4	0.3	4.0	0.3
Oman (MSM)	4,796.7	(4.5)	(0.1)	0.6	(1.6)
Bahrain (BAX)	1,974.6	4.6	0.2	0.9	4.2
MSCI GCC	709.0	1.1	0.2	2.5	2.2
Dow Jones Islamic	5,820.3	6.1	0.1	1.9	20.3
Commodity					
Brent (USD/bbl)	79.9	(1.5)	(1.8)	6.6	(2.7)
WTI (USD/bbl)	75.4	(1.5)	(1.9)	6.8	(2.0)
Natural Gas (USD/mmBTU)	2.5	(0.0)	(0.2)	(9.3)	(36.3)
Gold Spot (USD/t oz.)	1,960.1	0.9	0.0	2.0	6.5
Copper (USD/lb)	3.9	(0.0)	(0.2)	4.8	4.1

Source: Refinitiv Eikon

QATAR MARKET OVERVIEW

GCC Fundamentals	P/E (x)	P/B (x)	Dividend Yield (%)	Value Traded (USD mn)
Qatar All Share	11.7	1.2	4.5	131.1
DSM 20	11.8	1.2	4.8	79.2
Saudi Arabia (TASI)	18.6	2.2	3.0	2,052.5
UAE (ADX)	16.1	2.4	2.2	248.5
UAE (DFM)	10.1	1.4	4.4	143.9
Kuwait (KSE)	16.9	1.5	3.0	257.4
Oman (MSM)	10.2	0.8	5.0	9.4
Bahrain (BAX)	7.5	0.8	6.5	2.4

Source: Refinitiv Eikon

Qatar Trading Activity	Close Price	1D Change Value	1D Change (%)	Performance YTD (%)	Performance YoY (%)	Vol. ('000)	P/E TTM
Top Gainers							
QAT GER MED DE	2.5	0.1	6.2	98.9	82.1	41,859.4	292.1
DAMAAN ISL INS	3.7	0.2	6.1	(2.9)	NA	13.0	8.7
GULF INTR SERV	2.0	0.1	5.0	38.9	17.1	30,600.1	12.9
INDUSTRIES QAT	11.9	0.4	3.7	(6.9)	(18.9)	2,443.9	9.9
NAT LEASING CO	0.8	0.0	2.8	15.8	1.7	2,931.5	19.7
Top Losers							
QLM LIFE	2.8	(0.1)	(2.8)	(40.9)	(46.5)	206.7	13.1
QA GAS TRANSP	4.2	(0.1)	(1.3)	14.5	7.6	1,467.0	16.0
QATAR INS CO	2.2	(0.0)	(1.3)	15.0	(7.9)	170.0	24.3
QA INTL IS BK	9.9	(0.1)	(0.6)	(4.6)	(9.7)	132.9	15.2
WIDAM FOOD CO	2.7	(0.0)	(0.3)	33.6	(1.3)	8,858.7	NA

Source: Refinitiv Eikon; Note: Prices are in local currency.

MARKET COMMENTARY

Global

Wall Street stocks mostly held on to their previous gains on Friday, after US inflation data this week unleashed a wave of investor optimism that the US Federal Reserve was nearing the end of its rate-hiking cycle. The DJIA WAS up 0.3%, the S&P 500 lost 0.1% and Nasdaq 100 remained flat.

European shares edged slightly lower, but that did little to change their biggest weekly percentage jump in more than three months on hopes that easing inflation would allow the US Federal Reserve to pause rate hikes soon. After five sessions of gains, the pan-European STOXX 600 index closed 0.1% lower.

Japan's Nikkei share average reversed course to end lower 0.1% due to caution ahead of the central bank's policy meeting. China stocks rose slightly following last session's jump and are on course for their best week in months amid signs authorities are taking measures to aid economic recovery.

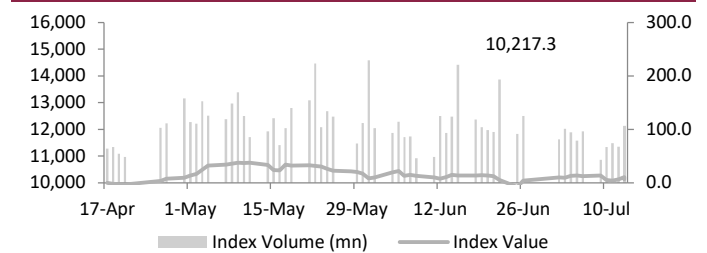
GCC

Stock markets in the UAE rose, as investors bet that the US Federal Reserve was nearing the end of its rate-hiking cycle. Saudi Arabia's benchmark index bucked the trend to close 0.2% lower, hit by a 1.2% fall in Dr Sulaiman Al-Habib Medical Services. In Dubai, the main share index also edged up 0.1%, supported mostly by its financial and industrial stocks. Abu Dhabi's benchmark index rose 0.5%, extending gains for a third consecutive session.

Qatar

The Qatari index jumped 0.9%, boosted by the Qatar German for Medical Devices (+6.2%) and the Damaan Islamic Insurance Company up (6.1%) were the top gainers of the day. Out of the 49 traded stocks, 39 advanced, 8 declined and 2 remained unchanged. Total traded volume in the market was higher than the previous trading session. The Industrials index up 2.3% and the Telecoms index advanced by 1.1%, while Transportation index declined by 0.7%.

Qatar DSM Index



Source: Refinitiv Eikon

QE Sector Indices	Closing Level	1D Change (%)
Banks & Financial Services	4,209.5	0.7
Consumer Goods & Services	7,865.4	0.6
Industrials	3,787.6	2.3
Insurance	2,476.6	(0.6)
Real Estate	1,548.6	1.1
Telecoms	1,699.9	1.1
Transportation	4,803.3	(0.7)

Source: Refinitiv Eikon

Qatar Trading Summary	Buy (%)	Sell (%)
Qatari Individuals	39.9	45.1
Qatari Institutions	17.0	19.0
Qatari - Total	56.8	64.2
Foreign Individuals	22.0	22.1
Foreign Institutions	21.2	13.7
Foreign - Total	43.2	35.8

Source: Qatar Exchange

July 16, 2023

GLOBAL NEWS

- ▶ Some of the country's major banks claimed increased interest rates boosted their profits and presented a picture of a strong economy, with glimmers of promise in some previously dormant industries like deal-making. (Source: Reuters)
- ▶ US import prices fell for a second straight month in June as an increase in the cost of fuels was more than offset by declines elsewhere, the latest indication that inflationary pressures in the economy are abating. (Source: Reuters)
- ▶ High inflation will not benefit Britain's public finances as much as in the past since government debt is now more sensitive to fluctuations in interest rates and prices, according to the head of the Office for Budget Responsibility. (Source: Reuters)
- ▶ According to newly released statistics, German wholesale prices decreased 2.9% in June compared to the same month last year, the steepest reduction in three years, indicating that inflation in Europe's largest economy will remain low. (Source: Reuters)
- ▶ The Bank of Japan will probably adjust its yield curve control program at its policy meeting this month given that inflation is stronger than expected, according to a former executive director at the bank. (Source: Mainichi)
- ▶ China's exports fell last month at their fastest pace since the onset three years ago of the COVID-19 pandemic, as an ailing global economy puts mounting pressure on Chinese policymakers for fresh stimulus measures. (Source: Reuters)
- ▶ Consumer inflation in China may fall further in July, but it is expected to gradually rebound from August to a level close to 1% by the end of the year, according to Liu Guoqiang, deputy governor of the People's Bank of China, the country's central bank. (Source: Cina Daily)
- ▶ China's international commerce is anticipated to resist the obstacles provided by a complicated global environment and exhibit hard-won resilience in the second half of this year, according to government officials and analysts. (Source: China Daily)
- ▶ According to a senior official, at least one major electric car manufacturer is anticipated to make an investment in Turkey before the end of this year, citing considerable demand as the first indigenous battery-powered vehicle extends delivery. (Source: Daily Sabah)

GCC NEWS

- ▶ The UAE's real GDP growth is expected to slow to 3.9% in 2023, owing mostly to decreasing oil output and more modest development in the non-oil sector, according to the Central Bank of the UAE in its Financial Stability Report 2022. According to the central bank's assessment, the oil and non-oil GDP would expand by 3% and 4.2%, respectively in 2023. (Source: Zawya)
- ▶ S&P Global Ratings anticipates the UAE to issue more sukuk in local currency in the next years to boost local capital markets. In April, the UAE government issued an AED 1.1bn denominated Islamic Treasury Sukuk (T-Sukuk) to establish a local currency bond market and support the Islamic economy. (Source: Zawya)
- ▶ The UAE Central Bank released its Financial Stability Report for 2022 today. The research presents a detailed assessment of the UAE financial system's stability, which remained resilient during 2022 despite global challenges, and the banking sector's capitalization and liquidity buffers. (Source: Zawya)
- ▶ Generative AI (GenAI) may provide USD 23.5bn in annual economic development throughout the GCC by 2030, with Saudi Arabia and the UAE benefiting the most, with a potential yearly gain of USD 17.5bn. (Source: Zawya)

- ▶ The Abu Dhabi Department of Energy has published the Second Regulatory Control for water, wastewater, and electricity sector operators, which sets the revenue cap at AED 50bn (USD 13.6bn) from January 2023 to December 2026 in order to maintain operator efficiency and reinforce the regulatory framework. (Source: Zawya)
- ▶ Austria's OMV said that it will initiate discussions with Abu Dhabi National Oil Company to potentially establish a chemicals behemoth through the merger of two firms in which both companies have holdings. (Source: Arab News)
- ▶ A massive desalination plant on the Red Sea coast is one step closer to completion after a Chinese-Saudi partnership was given the building contract for the SAR 2.54bn (USD 677mn) project. (Source: Arab News)
- ▶ A recent study from the Ministry of Commerce stated that the Kingdom's cinema sector rose by 30% in the Q2-23 compared to the same time a year earlier, confirming the growth of Saudi Arabia's entertainment industry. (Source: Trade Arabia)
- ▶ According to Fitch Solutions, the research arm of US-based Fitch Ratings, Saudi Arabia's economic environment is projected to witness a boom in pharmaceutical sector investments, with growing demand for healthcare services and increased fundraising activity in the industry. (Source: Arab News)
- ▶ According to statistics issued by the Saudi Central Bank, better known as SAMA, Saudi Arabia's M3 money supply increased 6.94% to SAR 2.67bn (USD 710mn) in the week ending, up from SAR 2.5bn on Dec. 31. (Source: Arab News)
- ▶ Saudi Arabia's Saline Water Conversion Corp. has achieved a remarkable milestone in water security by increasing its water production capacity to 11.5mn cubic meters a day, making it the world's largest producer of desalinated water. (Source: Arab News)
- ▶ In an effort to keep ahead of the curve in producing future energy, Saudi Arabia's PIF has struck an agreement with the French low-carbon energy supplier ENGIE to create green hydrogen projects and derivatives in the Kingdom for export. (Source: Arab News)
- ▶ Oman's Abraj Energy Services SAOC, which is partly controlled by national energy firm OQ, posted a net profit of OMR 3.87mn (USD 10mn) in the Q2-23, a 1% decrease YoY. Revenue increased by 7% YoY to OMR 36.30mn. (Source: Times of Oman)
- ▶ Bahrain's fastest economic growth in a decade last year and solid fiscal performance has been attributed to successful pandemic responses, continued reform momentum, and favorable commodity prices by the IMF. (Source: Gulf News)

QATAR NEWS

- ▶ Qatar Central Bank issued QAR 500mn in treasury notes with a one-week maturity date of July 20 and an interest rate of 5.5050%. The QCB issued treasury notes with maturities of a week, one month, three months, six months, nine months, and a year for a total of QAR 13.75bn. (The Peninsula)
- ▶ According to Azeem Mohiuddin, Partner of Fragomen's Doha office, Qatar's robust economy may be further diversified through strategic immigration and labor management with a highly qualified workforce. (Source: Gulf News)
- ▶ Qatar's high GDP per capita has been instrumental in the development of the country's financial technology (fintech) industry, thus creating favorable conditions for market size growth, according to a Qatari entrepreneur. (Source: The Peninsula)
- ▶ Digital payment system is gaining solid ground in Qatar, QCB data reveal as the percentage of cheques processed to the total electronic fund transfers in the country declined from 63% in 2018 to 38% in 2021. (Source: Gulf News)

July 16, 2023

FX RATES

Currencies	Value	Currencies	Value
EUR/USD	1.1257	USD/QAR	3.6423
USD/JPY	138.7300	EUR/QAR	4.1001
GBP/USD	1.3116	JPY/QAR	0.0263
USD/CHF	0.8617	GBP/QAR	4.7772
USD/CAD	1.3216	CHF/QAR	4.2269
AUD/USD	0.6837	CAD/QAR	2.7560
NZD/USD	0.6368	AUD/QAR	2.4902
USD/INR	81.5490	INR/QAR	0.0447
USD/TRY	26.0953	TRY/QAR	0.1396
USD/ZAR	18.0789	ZAR/QAR	0.2015
USD/BRL	4.7894	BRL/QAR	0.7605

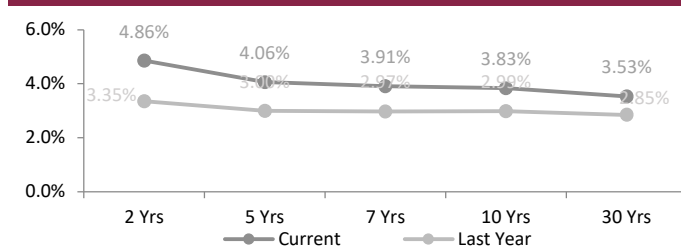
Source: Refinitiv Eikon

INTERBANK OFFERING & US SWAP RATES

Duration	Overnight	1 Week	1 Month	3 Month	1 Year
LIBOR	5.06	0.08	5.34	5.57	6.04
EURIBOR	(0.65)	3.39	3.46	3.66	4.13
QAIBOR	5.60	5.60	5.75	6.00	6.25
SAIBOR	5.44	5.45	5.58	5.95	5.98
EIBOR	5.06	5.07	5.25	5.23	5.53
BMIBOR	5.82	6.06	6.76	6.63	6.78
KIBOR	2.25	3.63	3.94	4.19	4.63

Source: Refinitiv Eikon

US Swap Rates



Source: Refinitiv Eikon

GCC COMPANY RESULTS

Company Name	Revenues (mn)	YoY (%)	QoQ (%)	Net Profit (mn)	YoY (%)	QoQ (%)
Muscat Thread Mills	0.7	-20.4	-12.0	NA	NA	NA
Taageer Finance Co	NA	NA	NA	0.7	26.8	-24.5
Packaging Co Ltd	2.4	-6.3	-23.1	NA	NA	NA
Financial Corporation Co	0.6	-187.6	454.6	NA	NA	NA
Voltamp Energy	8.5	-21.6	89.5	NA	NA	NA
Oman Chlorine	6.4	-23.8	-18.4	1.2	50.7	53.7
Al Omaniya Financial Services	4.1	37.4	9.0	NA	NA	NA
Al Maha Petroleum Product Co	118.2	-4.2	-2.2	1.5	-13.9	-8.8
Galfar Eng and Contract	64.5	57.2	10.4	NA	NA	NA
Salalah Beach Resort	0.2	-11.0	-37.2	-0.3	NA	NA
Al Suwadi Power Co	27.9	-2.0	117.4	NA	NA	NA
Sembcorp Salalah Power Co	21.3	2.2	18.4	NA	NA	NA
Zain Bahrain	19.0	15.7	4.3	1.3	3.1	-8.1
Omani Euro Food Industries	0.5	18.8	-10.7	NA	NA	NA
Oman Chromite Co	2.2	72.9	16.5	NA	NA	NA

Source: Refinitiv Eikon; Note: All figures are in local currency

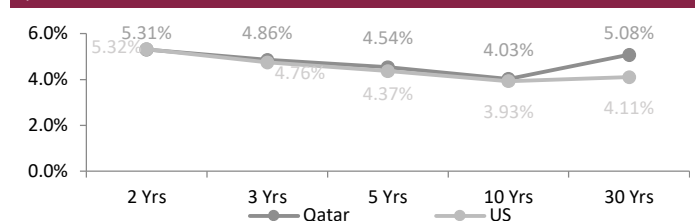
FX Commentary

The USD bounced on Friday after falling sharply the last few days, as investors consolidated losses ahead of the weekend, but its trajectory remained tilted to the downside with the Federal Reserve thought near the end of its rate hike cycle amid softening inflation. The US Dollar index was up 0.1% at 99.91.

The EUR/USD traded up 0.03% at 1.1227 as German wholesale prices fell 2.9% on an annual basis in June. The GBP/USD went down 0.4% at 1.3086. The USD/JPY traded up 0.5% at 138.73. The USD/CNY traded down 0.1% at 7.1403. The USD/CAD went up 0.8% at 1.3216. The risk-sensitive AUD/USD traded down 0.7% at 0.6837 amid some uncertainty over monetary policy and the NZD/USD traded down 0.4% at 0.6368.

SOVEREIGN YIELD CURVES & CDS SPREAD

Qatar vs US Treasuries Yields



Source: Refinitiv Eikon, Investing.com

5 Years CDS	Spread	6M Change	5 Years CDS	Spread	6M Change
US	29.7	(0.3)	Turkey	433.0	(124.2)
UK	28.0	5.3	Brazil	174.2	(64.9)
Germany	14.1	(5.0)	Egypt	1,231.1	467.9
France	26.0	3.5	Abu Dhabi	37.2	(6.0)
Italy	89.7	(20.2)	Bahrain	239.5	1.8
Greece	72.9	(40.8)	Dubai	74.3	(5.9)
Russia	13,775.2	0.0	Qatar	37.5	(9.2)
Japan	16.8	(9.4)	Saudi Arabia	53.9	(10.3)

Source: Refinitiv Eikon, worldgovernmentbonds.com

July 16, 2023

QSE MAIN FINANCIAL INDICATORS (as on 13th July 2023)

Company	Dividend Yield (%)	P/B Ratio (x)	P/E Ratio (x)	EPS (QR)	BV/Share (QR)	Stock Price (QR)	Company
QNB	3.84	1.40	10.48	1.44	11.38	15.64	QNB
Qatar Islamic Bank	3.51	1.58	10.88	1.62	11.54	17.81	المصرف الإسلامي
Comm. Bank of Qatar	4.31	0.98	9.11	0.62	6.31	5.80	البنك التجاري
Doha Bank	4.75	0.35	8.55	0.25	4.54	1.58	بنك الدوحة
Ahli Bank	4.94	1.35	13.94	0.29	3.13	4.05	الاهلي
Intl. Islamic Bank	4.03	1.71	15.20	0.64	6.00	9.93	الدولي
Rayan	3.99	0.99	19.52	0.14	2.59	2.51	الريان
Qatar First Bank (QFC)	0.00	1.49	22.26	0.07	1.17	1.54	الأول QFC
National Leasing	3.68	0.64	19.68	0.04	1.32	0.82	الاجارة
Dlala	0.00	1.55	0.00	-0.14	0.70	1.49	دلالة
Qatar Oman	0.00	0.91	74.82	0.01	0.82	0.72	قطر وعمان
Inma	1.02	1.87	58.90	0.17	2.67	4.90	إنماء
Banks & Financial Services	3.83	1.20	11.14	0.77	5.20		البنوك والخدمات المالية
Zad Holding Company	4.22	2.98	20.84	0.68	4.47	14.00	زاد
Qatar German Co. Med	0.00	8.31	292.06	0.01	0.30	2.50	الطبية
Salam International	0.00	0.58	15.05	0.05	1.24	0.72	السلام
Medicare	4.29	1.76	21.33	0.28	3.70	6.12	الرعاية
Cinema	1.96	1.49	59.44	0.04	2.12	3.06	السينما
Qatar Fuel	5.51	1.92	15.76	1.08	9.25	16.33	قطر للوقود
Widam	0.00	2.93	0.00	-0.34	1.08	2.71	ودام
Mannai Corp.	1.89	2.53	0.00	-0.60	2.16	5.30	مجمع المناعي
Al Meera	3.07	1.85	15.10	0.95	7.59	14.24	الميرة
Baladna	0.00	1.24	37.69	0.04	1.18	1.48	بلدنا
Consumer Goods & Services	4.26	1.74	17.68	0.25	3.22		الخدمات والسلع الاستهلاكية
Ind. Manf. Co.	4.43	0.80	8.74	0.32	3.71	2.94	التحويلية
National Cement Co.	7.55	0.88	12.14	0.35	4.71	3.97	الاسمنت
Industries Qatar	9.23	1.97	9.91	1.46	6.94	11.92	صناعات قطر
The Investors	0.00	1.63	20.04	0.11	1.41	2.18	المستثمرين
Electricity & Water	5.36	1.39	11.48	1.55	13.75	17.74	كهرباء وماء
Aamal	5.85	0.70	14.89	0.06	1.25	0.86	أعمال
Gulf International	4.94	1.08	12.88	0.16	1.94	2.03	الخليج الدولية
Mesaieed	5.74	1.48	15.11	0.14	1.39	1.92	مسعيد
Investment Holding	0.00	1.63	20.04	0.11	1.41	2.18	استثمار القابضة
QAMCO	7.01	1.12	9.28	0.16	1.22	1.28	قامكو
Industrials	7.40	1.36	10.97	0.38	2.68		الصناعات
Qatar Insurance	0.00	0.90	24.28	0.02	2.40	2.21	قطر
Doha Insurance	6.40	1.05	8.81	0.20	2.30	2.34	الدوحة
General Insurance	0.00	0.26	0.00	-0.61	5.19	1.34	العامه
Alkhaleej Takaful	3.59	1.30	12.35	0.20	2.16	2.79	الخليج التكافلي
Islamic Insurance	5.24	3.10	11.63	0.73	3.04	8.59	الإسلامية
QLM	4.41	1.82	13.12	0.24	1.62	2.84	كيو إل إم
Insurance	1.54	0.81	0.00	0.01	2.33		التأمين
United Dev. Company	4.71	0.38	10.45	0.11	3.14	1.17	المتحدة للتنمية
Barwa	6.81	0.48	8.74	0.29	5.47	2.57	بروة
Ezdan Holding	0.00	0.88	1224.18	0.00	1.26	1.11	إزدان القابضة
Mazaya	0.00	0.90	23.32	0.04	0.88	0.80	مزايا
Real Estate	4.68	0.47	11.48	0.05	1.90		العقارات
Ooredoo	3.77	1.48	13.72	0.74	7.59	11.40	Ooredoo
Vodafone Qatar	5.32	1.75	15.04	0.12	1.14	1.88	فودافون قطر
Telecoms	4.14	1.53	14.01	0.44	3.92		الاتصالات
Qatar Navigation	3.42	0.73	11.44	0.89	14.12	10.23	الملاحة
Gulf warehousing Co	2.96	0.88	8.13	0.41	3.81	3.37	مخازن
Nakilat	3.10	2.15	16.00	0.26	2.03	4.19	ناقلات
Transportation	3.22	1.15	13.37	0.37	4.07		النقل
Market	2.73	2.17	18.77	0.31	2.71		

Source: Refinitiv Eikon; Note: The above-mentioned indicators were calculated according to the latest reliable financial data.

DISCLAIMER

It is understood that any opinions expressed by Commercial Bank Financial Services or its affiliates as to the commentary, market information, and future direction of prices of specific securities reflects the views of the individual analyst who issued them, and not necessarily represent the views of Commercial Bank Financial Services or its affiliates in any way. In no event shall CBFS or its affiliates have any liability for any direct or indirect losses incurred in connection with any decision made, action or inaction taken by any party in reliance upon the information provided in this materials or for any delays, inaccuracies, errors in, or omissions of the said information.